



The DoveTale

April 2007

Woodworkers of SouthEast Texas

Officers:

President Steve Brady, 681-9701
President elect Glen Kenny, 727-8092
Secretary Richard Hicks, 982-5226
Treasurer Howard Hartman, 835-0564

Committees:

Newsletter Richard Hicks, 982-5226
Shows Dean Partridge, 722-7647
Librarian Rob Emanuel, 729-9315
Purchases Jerry Shivers, 794-2274
Membership Richard Hicks, 982-5226
Programs Rob Emanuel, 729-9315
Web Master Rob Emanuel, 729-9315
Projects Dean Partridge, 722-7647

Members:	52	Present:	20	Visitors:	2
----------	----	----------	----	-----------	---

Our Next Meeting will be May 28th

April 23rd Meeting

We held our April meeting at Acadian Hardwoods. Business items included:

- Howard Hartman – Balance is \$3,067.54
- Richard Hicks – Membership at 53
- Web Site – Rob Emanuel reports he's going to redesign our website: www.wwset.org
- Toy Project: Glen Kenney has agreed to head our toy drive this year.
- Programs: New incentives for program presenters – contact Rob Emanuel
- Steve Brady will continue to handle our raffles.

Our Next Meetings

Our next regular meeting will be Monday, May 28th at Acadian Hardwoods in Rose City starting at 7PM. Kathy Moffatt will present a program about turning pens.

Be sure to bring a show & tell item and a chair. As usual, I'll be there early to take pictures of the show & tell items.

Kathy will present a 'hands on' pen-turning workshop on Saturday, June 16th at David and Lorelei Mayer's shop. The meeting will start at 1 PM and last about 3 hours. Directions to the Mayer's shop will be in the next newsletter.

Shop Safety

We had a good safety discussion at our meeting:

- Be aware that dust can get into the power switches on your tools – portable as well as stationary. The results – tools that can start by themselves or tools that won't run.
- Be sure to feed your wood the right direction when using a table-mounted router – especially smaller pieces. Kickbacks can happen in a flash and they WILL hurt you.
- Whenever possible, always use a fence when routing. If you're using a profile bit with a bearing on curved, using a starting pin can reduce the chance of a kickback.
- Always unplug your router while changing bits. If it accidentally starts, you can have a very serious injury.

Tool Reviews



Steve Brady brought his new Barracuda 4, four-jaw chuck. This is a heavy-duty chuck designed for larger lathes. It comes complete with several sets of jaws, adapters, a wood screw and wrenches.



During Lyman's turning demonstration, he used this light to look inside the hollow vessel he was turning. It's called a Streamlight model 65622, flexible reach light. Instead of a conventional bulb, it uses an LED so vibration won't damage it. It's about \$18 and it's available via the internet at address: www.sjdiscounttools.com


Show & Tells



Sue Caldwell used holly, maple and red gum to make her 'Charlie's Angle' intarsia.




Steve Brady turned his vases from a piece of spalted sycamore.



Winnie Rudd made a 'Minnie Mouse' to match her 'Mickey Mouse' intarsia. She used cardinal wood, osage orange and holly.



Howard Hartman made a rocking chair pin cushion from some scrap 1/8" plywood.



Marie Badeaux brought a picture of her 'Bald Eagle' intarsia. It's huge with a 24" wingspan.



Lyman Frugia used some spalted dogwood for his vase. The finish is a wipe-on poly lacquer.



John Phelps brought several books and DVD's on woodworking. In particular, dovetails, period furniture and Furnitology 101. Great learning opportunities.



Raymond Fontenote shared pictures he took of our booth at the Houston Woodworking Show.

Great Woodworking Websites

John Phelps shared some of his favorite woodworking websites with us.

The more frequent availability of high-speed internet in woodworkers' homes has led to a number of useful woodworking sites. Many contain actual video content ranging from shop tours to complete project construction. Some I have found useful are listed below:

Sites with video content:

<http://www.thewoodwhisperer.com/>

<http://furnitology.blogspot.com/index.html>

http://www.garymkatz.com/recent_articles.html

<http://www.woodworkingonline.com/category/podcast/>

<http://woodworkersedge.com/>

<http://www.woodshopdemos.com/menu2.htm>

<http://www.diynetwork.com/diy/woodworking>

Sites containing blogs and newsgroups

<http://www.popwood.com/blog3/>

<http://lumberjocks.com/>

<http://www.woodworking-magazine.com/blog/>

<http://www.festoolownersgroup.com/>

As noted, viewing sites with video content really does need high-speed access.

Program

Lyman Frugia presented a program about turning useful things. Lyman stressed safety in turning, especially, the control of the dust generated while turning and sanding. It's absolutely essential if you're turning spalted wood. If the spalted material gets in your lungs, it can cause serious illnesses – even death! Use a good quality mask like the 3M



EasyCare P95 dual cartridge disposable mask. It's certified for use with finishes like lacquer as well as dust and pesticides. They're available locally at

automotive paint stores and from eBay.



Lyman showed us a variety of turned items and explained how he made them. Some of the most common household

items can be made or 'dressed up' with wood. Simple things like jar lids, bottle stoppers or salt and pepper mills look a lot better when they're made out of a nice piece of wood.

Gift items are always popular. Tops for the kids (grownups like them too) and bracelets for the ladies. All of these are easy to make on a lathe. You can make them plain or laminate the wood to make them fancy.




There's always bowls, vases and weed pots. These decorative items are always popular. Lyman brought a real nice collection to show some of the possibilities. He also showed us some handles he made for tools and even some kitchen knives.



Lyman also presented a Saturday workshop about turning at Steve Brady's shop. We had a good turnout and everyone got a chance to do a little turning. We did some spindle work, turned a bowl and a Christmas ornament.

Thanks Lyman, for showing us all the things we can make on a lathe.



We also had a special treat at the meeting. It seems that Wes Vice, manager of Acadian Hardwoods has been hiding the fact that he is a very good woodworker. He's been building a new showroom and built a fantastic set of cabinets for the kitchen area. Next time you're at Acadian, check out his cabinet job.